



story explorer

Tilly and the Bookwanderers by Anna James Week 1 – The Bookshop (Chapters 1–3)

Activity 1A: Exploring the Story

You can answer these questions by thinking them through, talking with a friend, or writing them down.

Chapter 1: The View From The Gate Of A Fairground

1. Through the pages of books, Tilly “had raced across the rooftops of Paris, learned to ride a broomstick and seen the Northern Lights from the deck of a ship. She had explored wonderlands and secret gardens with girls curious and contrary.” But which books had she read? Do you recognise any of them?

2. Who are your favourite book characters? What makes them special?

3. What do you think makes a good friend?

OUR ACTIVITIES

1A - EXPLORING THE STORY

ANSWER QUESTIONS ABOUT
THE FIRST 3 CHAPTERS

1B - MAGNIFICENT MAGICAL WORDS

COLLECT INTERESTING NEW
WORDS

1C - THE BOOKSHOP

CREATE YOUR OWN
BOOKSHOP



Chapter 2: No One Has Proper Adventures In Real Life

1. Can you think of any other strange examples of food in stories you know?
2. Or any stories that involve mermaids and pirates?
3. How do you think Tilly feels when she finds Bea's Books?

Chapter 3: Other People's Memories

1. Who does eat marmalade sandwiches?
2. Do you know which stories from books or films your parents, grandparents or carers loved when they were young? If you are able to, ask them.

Activity 1B – Magnificent Magical Words

1. One of Tilly's favourite characters is Anne Shirley (Anne of Green Gables). She loves to use unusual words and extravagant sentences, like this: "I am thoroughly embarrassed that you had to witness such a display", she said. 'I work so hard to maintain my poise in trying situations, but it does not come very naturally to me.'



Here are some of the more unusual words used in the first three chapters.

arduous: difficult, hard work

collate: collect and put in order

composed: calm

consistent: unchanging, dependable

disdain: arrogance, scorn

engrossed: caught up in

hypothetical: theoretical, supposed

insufferable: unbearable, dreadful

quizzically: puzzled

resolve: willpower

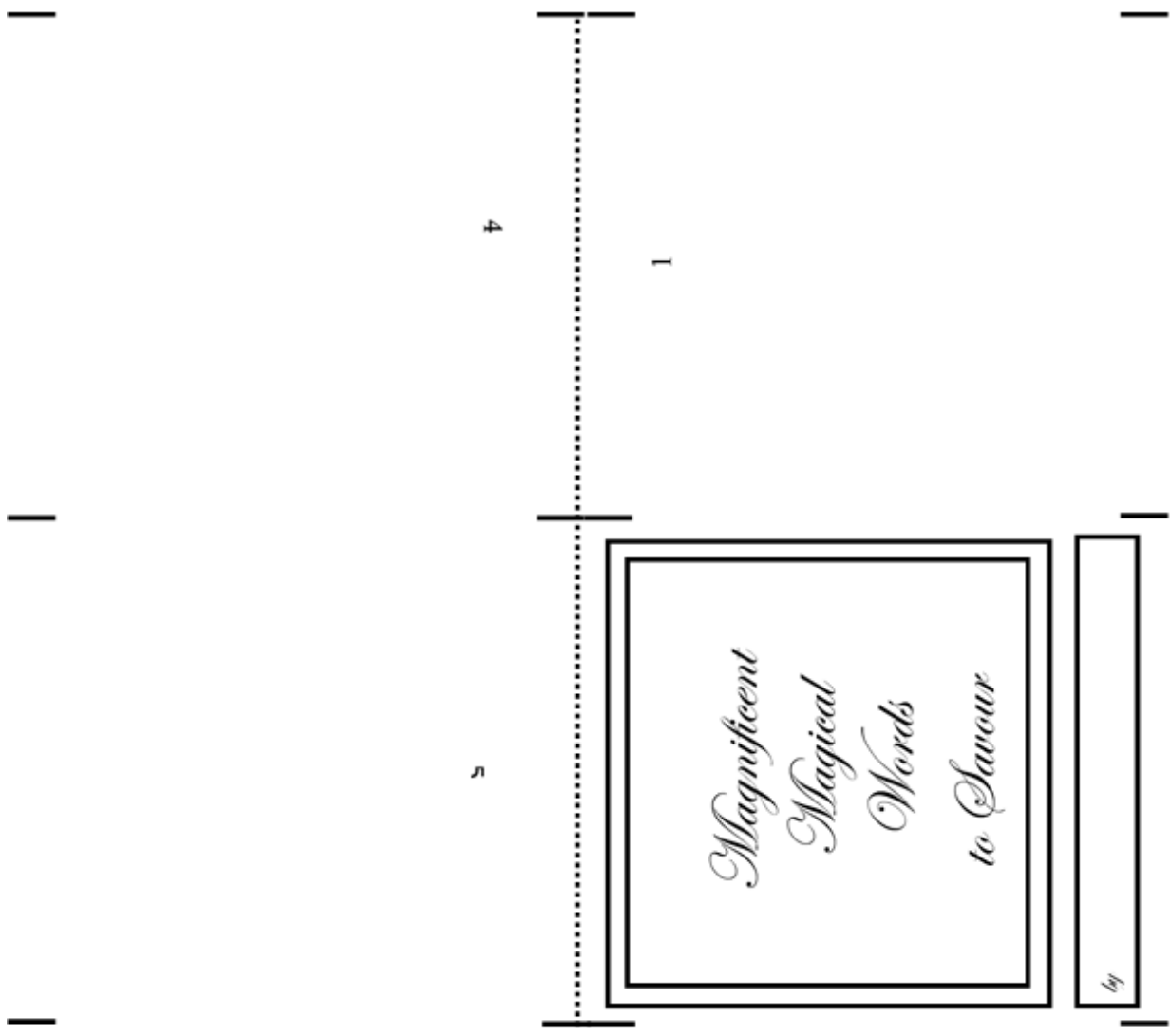
savour: enjoy the taste of

2. Choose your three favourite words and get ready to write them into Wonderful Words to Savour - but first make it into a little book by following the instructions on the following page.

3. Either print off Activity Sheet 1B (pg 4), or use a plain A3 or A4 sheet of paper.



3
2



*Magnificent
Magical
Words
to Savour*

by

*The collator of this Book of
Words is already famous for
writing and illustrating many
other books.*

1B



Activity 1C – The Bookshop

1. Anna James makes Pages & Co sound like a wonderful place to explore. This is how she describes it:

Pages & Co. was Tilly's favourite place in the world. From outside, on the busy north London high street, it looked like an entirely normal bookshop, but once inside it didn't quite make sense how everything fitted inside its ordinary walls.

The shop was made of of five floors of corners and cubby holes, sofas and squashy armchairs, and a labyrinth of bookshelves heading off in different directions. A spiral staircase danced up one wall, and painted wooden ladders stretched up into difficult-to-reach corners. Tall arched windows made it feel a little like a church when the light spilled in and dust motes danced in the air. When it was good weather the sun pooled on the floor and the bookshop cat - named Alice for her curious nature - could often be found dozing in the warmest spots. During the summer the big fireplace behind the till was filled to bursting with fresh flowers, but as it was October a fire was roaring there.


Tilly and the Bookwanderers, Chapter One

2. Imagine the bookshop of your dreams! It can be as wild, magical and strange as you like. Does it have a swimming pool on the roof, where you can float on an inflatable book as you read? How do you get from one floor to another - helter-skelter, glass elevator or by climbing a tree? What sort of books would you find in there, and how would they be arranged? What would the booksellers be like?

3. Is your bookshop very tall or very wide? Choose which way to use your paper, or which version/s of Activity Sheet 1C (pg. 6-7) (with the outline of a shop sign at the top) you want to use - Landscape (wide) or Portrait (tall).


4. Draw your bookshop as though the front wall has disappeared. This means that you can divide your paper into different rooms (use a ruler if you have one) and show how they fit together. Or, if you are bursting with ideas, you could draw each room onto a separate sheet.

5. Most book illustrations are monochrome (black and white) so use a black pencil to create your rooms and furniture. Look at the illustration of Pages & Co by Paola Escobar - see how she has used different shades of grey as well as black and white? She has also used a pattern for the fabric of the chair.




1C





IC





Copyright © Sandra Flitcroft. All rights reserved. Content may not be sold, reproduced, or distributed without permission.

Produced for and designed by ILF www.ilkleylitfest.org.uk  ilkley literature festival

Funded by



Supported using public funding by
**ARTS COUNCIL
ENGLAND**



City of
BRADFORD
METROPOLITAN DISTRICT COUNCIL

Ilkley Literature Festival Ltd. registered in England and Wales Company No. 1061343. Registered Charity No. 501801